




RIPARTIZIONE DEI SEGGI ALLE LISTE REGIONALI


SEZIONI SCRUTINATE **1.012** **Su 1.012** **100,00%**


**% Voti
validi** **SEGGI**

| | | | |
|----------------------------------------------------------------------------------|-----------------------------------|-------------|--|
|  | Umbria per un'altra Europa | 1,58 | |
|----------------------------------------------------------------------------------|-----------------------------------|-------------|--|

| | | | |
|----------------------------------------------------------------------------------|----------------------------|--------------|-----------|
|  | Partito Democratico | 35,75 | 10 |
|----------------------------------------------------------------------------------|----------------------------|--------------|-----------|

| | | | |
|----------------------------------------------------------------------------------|--------------------------|-------------|----------|
|  | Umbria più Uguale | 2,56 | 1 |
|----------------------------------------------------------------------------------|--------------------------|-------------|----------|

| | | | |
|----------------------------------------------------------------------------------|--------------------------------|-------------|----------|
|  | Socialisti e Riformisti | 3,47 | 1 |
|----------------------------------------------------------------------------------|--------------------------------|-------------|----------|

| | | | |
|----------------------------------------------------------------------------------|--------------------------|-------------|--|
|  | Civica e Popolare | 1,47 | |
|----------------------------------------------------------------------------------|--------------------------|-------------|--|


| | | | |
|--|--------------------------|--------------|-----------|
| | Totale coalizione | 43,25 | 12 |
|--|--------------------------|--------------|-----------|


| | | | |
|------------------------------------------------------------------------------------|------------------|-------------|--|
|  | Sovranità | 0,67 | |
|------------------------------------------------------------------------------------|------------------|-------------|--|

| | | | |
|------------------------------------------------------------------------------------|-------------------------|-------------|--|
|  | Casarossa P.C.L. | 0,47 | |
|------------------------------------------------------------------------------------|-------------------------|-------------|--|


| | | | |
|------------------------------------------------------------------------------------|--------------------|-------------|--|
|  | Forza Nuova | 0,36 | |
|------------------------------------------------------------------------------------|--------------------|-------------|--|


**% Voti
validi** **SEGGI**


| | | | |
|-------------------------------------------------------------------------------------|------------------|--------------|----------|
|  | Lega Nord | 13,99 | 2 |
|-------------------------------------------------------------------------------------|------------------|--------------|----------|

| | | | |
|-------------------------------------------------------------------------------------|-------------------------|-------------|----------|
|  | Ricci Presidente | 4,49 | 1 |
|-------------------------------------------------------------------------------------|-------------------------|-------------|----------|

| | | | |
|-------------------------------------------------------------------------------------|---------------------------------|-------------|----------|
|  | Fratelli d'Italia – A.N. | 6,24 | 1 |
|-------------------------------------------------------------------------------------|---------------------------------|-------------|----------|

| | | | |
|-------------------------------------------------------------------------------------|---------------------------|-------------|----------|
|  | Cambiare in Umbria | 2,67 | 0 |
|-------------------------------------------------------------------------------------|---------------------------|-------------|----------|

| | | | |
|-------------------------------------------------------------------------------------|------------------------------|-------------|----------|
|  | Per l'Umbria Popolare | 2,64 | 0 |
|-------------------------------------------------------------------------------------|------------------------------|-------------|----------|

| | | | |
|--------------------------------------------------------------------------------------|---------------------|-------------|----------|
|  | Forza Italia | 8,54 | 1 |
|--------------------------------------------------------------------------------------|---------------------|-------------|----------|

| | | | |
|--|--------------------------|--------------|----------|
| | Totale coalizione | 38,56 | 5 |
|--|--------------------------|--------------|----------|

| | | | |
|---------------------------------------------------------------------------------------|---------------------------|--------------|----------|
|  | Movimento 5 Stelle | 14,56 | 2 |
|---------------------------------------------------------------------------------------|---------------------------|--------------|----------|

| | | | |
|---------------------------------------------------------------------------------------|-------------------------------|-------------|--|
|  | Alternativa Riformista | 0,55 | |
|---------------------------------------------------------------------------------------|-------------------------------|-------------|--|

| | | | |
|--|---------------------------|---------------|-----------|
| | TOTALE VOTI VALIDI | 100,00 | 19 |
|--|---------------------------|---------------|-----------|

Il ventesimo seggio è riservato al candidato presidente miglior perdente (RICCI)